

Digital Degree Download Process

Step-1: Open <https://ignou.samarth.edu.in> and Click New Registration button

Indira Gandhi National Open University

ignou
THE PEOPLE'S
UNIVERSITY
Student Portal

Sign In

Username
Enrolment Number

Password
Password

Captcha Verification (Click on the text to change)
१५०४३x

Login

New Registration Reset Password

Click on New Registration

<https://ignou.samarth.edu.in/index.php/studentlogin/registration/register>

Step-2 : Go to choose programmethen select your programme, your Name along with your enrolment number then enter the captcha and submit.

Indira Gandhi National Open University

Instructions

- Students are advised to use their own mobile and email address details for registration of account.

Student Registration Form

Select Programme

Name (as on ID card)

Enrolment Number

Select

- ACE : Appreciation Course on Environment (ODL)
- ACISE : ADVANCE CERTIFICATE IN INFORMATION SECURITY (ODL)
- ACPDM : ADVANCED CERTIFICATE IN POWER DISTRIBUTION MANAGEMENT (ODL)
- ACPSD : Appreciation Course on Population and Sustainable Development (ODL)
- APDF : Awareness Programme on Dairy Farming (ODL)

© Project Samarth

Choose the Programme

Indira Gandhi National Open University

Instructions

- Students are advised to use their own mobile and email address details for registration of account.

Student Registration Form

Select Programme: BAG : BACHELOR OF ARTS (ODL)

Name (as on ID card): DEMO NAME

Enrolment Number: DEMOERN

Enter Captcha → quowzjx

Click on the text to change

Submit

© Project Samarth

Step-3: An OTP will be sent to your registered email id which you have provided at the time of registration. Enter the OTP and clicksubmit.

Indira Gandhi National Open University

Info!
Mail sent successfully to your registered email demo@example.com

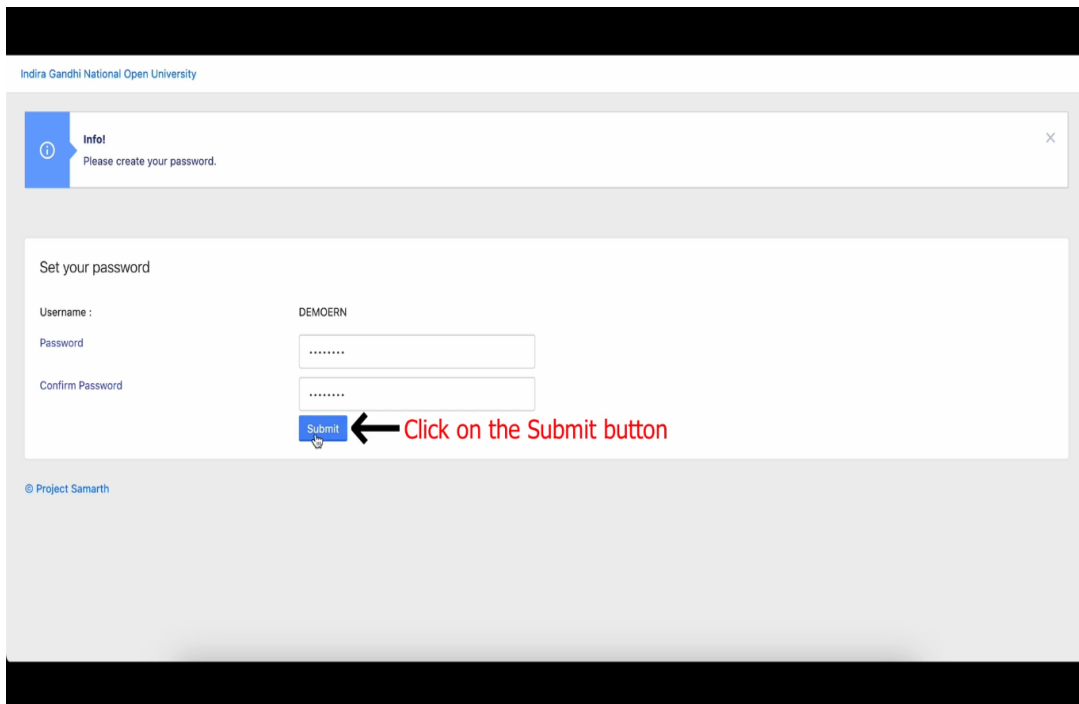
Enter the one time password (OTP) sent to your email/mobile.

Enter the one time password (OTP) sent to your email/mobile: 865158

Submit ← Click on the Submit Button

© Project Samarth

Step-04: You will be asked to create your password, so please create your new password and remember the same for future use (also remember your username).



Indira Gandhi National Open University

Info! Please create your password.

Set your password

Username : DEMOERN

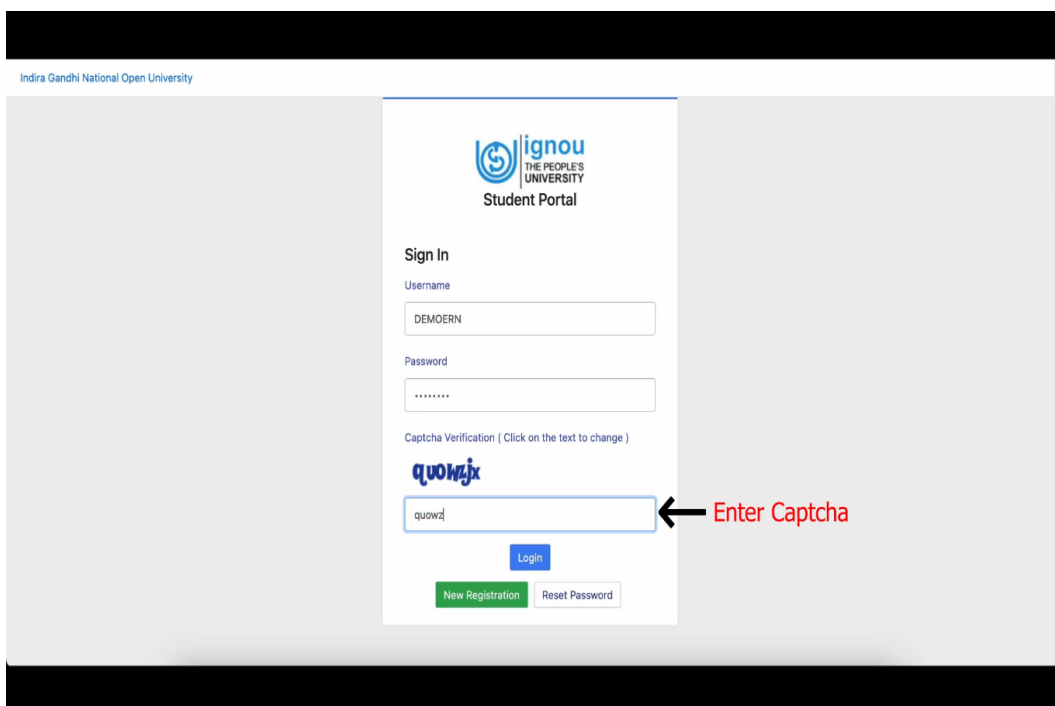
Password

Confirm Password


← Click on the Submit button

© Project Samarth

Step-05: Again go to <https://ignou.samarth.edu.in> and login with credentials.



Indira Gandhi National Open University


 ignou
THE PEOPLE'S UNIVERSITY
Student Portal

Sign In

Username

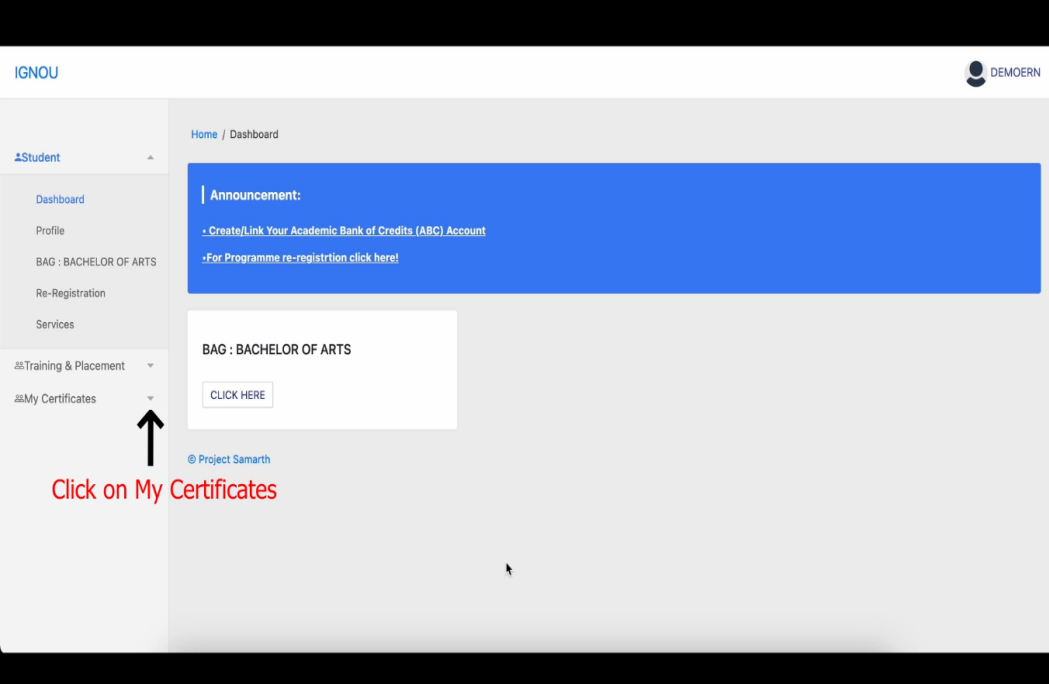
Password

Captcha Verification (Click on the text to change)

 quowzjx

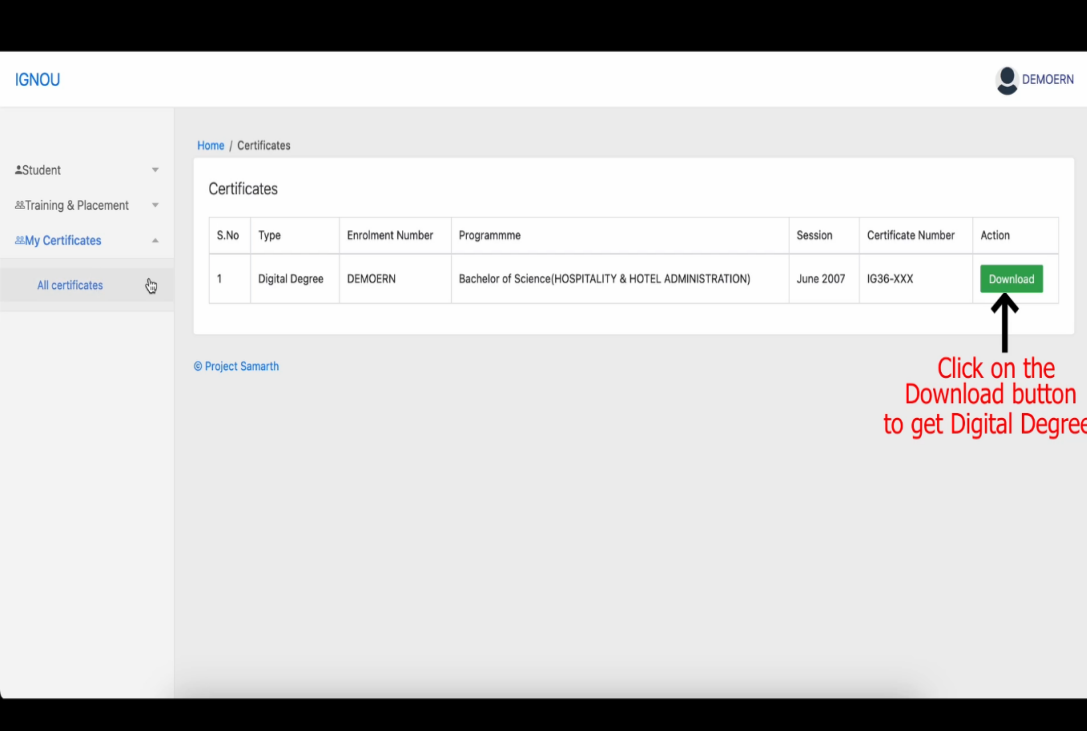
← Enter Captcha

Step-06: Then go and click to My Certificates



The screenshot shows the IGNOU dashboard for a user named DEMOERN. The left sidebar contains a menu with 'My Certificates' highlighted. A red arrow points to this menu item with the text 'Click on My Certificates'. The main content area shows an announcement banner and a 'CLICK HERE' button under the heading 'BAG : BACHELOR OF ARTS'.

Step-07: Then click to All certificates go to download.



The screenshot shows the 'Certificates' page in the IGNOU dashboard. A table lists certificates with columns for S.No, Type, Enrolment Number, Programme, Session, Certificate Number, and Action. The 'Download' button in the 'Action' column is highlighted with a red arrow and the text 'Click on the Download button to get Digital Degree'.

S.No	Type	Enrolment Number	Programme	Session	Certificate Number	Action
1	Digital Degree	DEMOERN	Bachelor of Science(HOSPITALITY & HOTEL ADMINISTRATION)	June 2007	IG36-XXX	Download

Step-8: Once downloaded open the PDF file in Adobe Acrobat Reader for Signed Digital Degree.